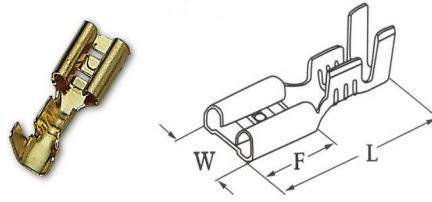
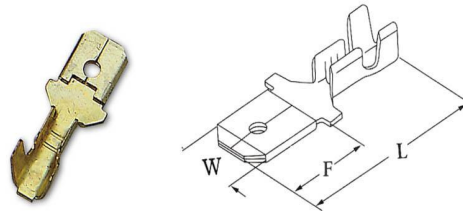


HEMBRA



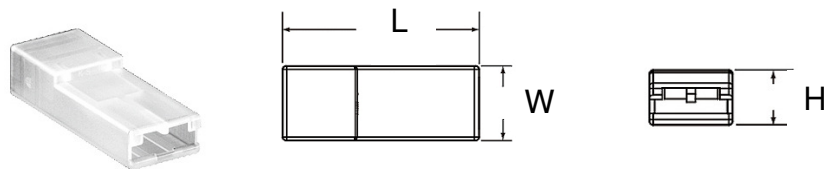
Referencia	Dimensiones (mm)			
	Sección	W	F	L
61528	0.25-1.5	2.8	11.7	12.0
61548	0.25-1.5	4.8	6.4	15.5
61563	0.25-1.5	6.3	7.6	19.1
62528	1.5-2.5	2.8	11.7	12.0
62548	1.5-2.5	4.8	6.4	15.5
62563	1.5-2.5	6.3	7.6	19.1
64563	4-6	6.3	9	22.5

MACHO



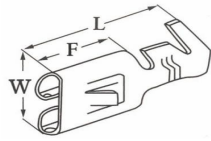
Referencia	Dimensiones (mm)			
	Sección	W	F	L
61628	0.25-1.5	2.8	11.7	12.0
61648	0.25-1.5	4.8	6.4	15.5
61663	0.25-1.5	6.3	8.4	20.3
62628	1.5-2.5	2.8	11.7	12.0
62648	1.5-2.5	4.8	6.4	15.5
62663	1.5-2.5	6.3	8.4	20.3

FUNDAS

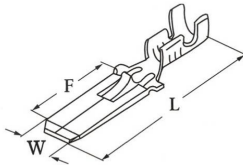


Referencia	Dimensiones (mm)			
	Para	W	H	L
81128-NY	61528	5	4	20.1
81148-NY	61548	7.1	5.0	20.1
81163-NY	61563	9.1	5.0	24.8

RETÉN



Referencia	Dimensiones (mm)			
	Sección	W	F	L
61563-R	0.5-1.5	6.4	8.4	20.3
62563-R	1.5-2.5	6.4	8.4	20.3



Referencia	Dimensiones (mm)			
	Sección	W	F	L
61663-R	0.5-1.5	6.35	15.8	28.1
62663-R	1.5-2.5	6.35	15.8	28.1

CAJAS		Referencia	Dimensiones (mm)			
			Para	W	L	H
		88010		9.9	24.1	6.5
		88011		12.5	31.0	9.4
		88020		12.5	22.9	10.0
		88021		15.2	31.8	13.2
		88030		15.2	22.9	17.9
		88031		15.2	31.8	19.9
		88040		23.1	24.1	15.4
		88041		25.7	31.5	16.5
		88060		37.2	24.3	13.8
		88061		31.4	32.4	18.0